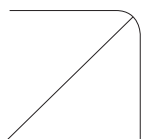


Exzite

When personalized design meets functionality



Exzite is a new type of luminaire, where you can truly customize your own design through a variety of options. The flexible design is ideal in today's modern offices and makes the

luminaire a natural part of your interior design concept. Exzite is available either with a microprism diffuser for the direct light or a double parabolic aluminium louvre in efficient MIRO 5. Both versions have a line prismatic diffuser for the indirect light. Exzite is also available with a variety of different colour side panels, end caps and decorative screws, which makes it possible to design your own luminaire. Note that Exzite is delivered with white side panels, white end caps and with decorative screws in brass, as standard. It can be fitted with two types of sensors, SmartSwitch or iDim. To personalize your lighting even more you can choose one of the Exzite Tunable White versions, which makes it possible to change the colour temperature from warm white, over neutral white to cool white.

Visit exzite.auralight.com and personalize your own Exzite.

- Flexibility meets design - design your own combination
- High efficacy - up to 122 lm/W
- Tunable white versions
- Easy installation
- Based on Z-core technology
- DALI and sensor versions
- 5 year guarantee

Z
core

Patent Pending

The Z-core light engine is the platform for a family of luminaires. The core is made of extruded aluminium, which results in excellent cooling.





FLEXIBILITY MEETS DESIGN

Exzite is available with a variety of different colour side panels, end caps and decorative screws. The colour of the end panels is usually the same as the colour of the sides, but you can also choose white end caps for all colours.

In addition to Exzite's standard colours, the sides are available in stainless steel, brass or with decorative foil or perforated steel in different designs. The decorative screws are available in white, black, brass and stainless steel.

The mains cable is white as standard. A black fabric-covered cable can be selected on request.

EXZITE EXCLUSIVE

Do you want to use a colour or material that is not in the Exzite standard range? With Exzite Exclusive versions there are almost endless possibilities for customising the luminaire – thus improving the interior design of the room and enabling you to express your vision. Contact us for more information.

CONTROL YOUR LIGHT

There are several different ways to control your Exzite: DALI DT8 for tunable white, DALI dimming, SwitchDim, PullDim or built-in sensor. Exzite Split versions provide the possibility to control the direct and indirect light separately.

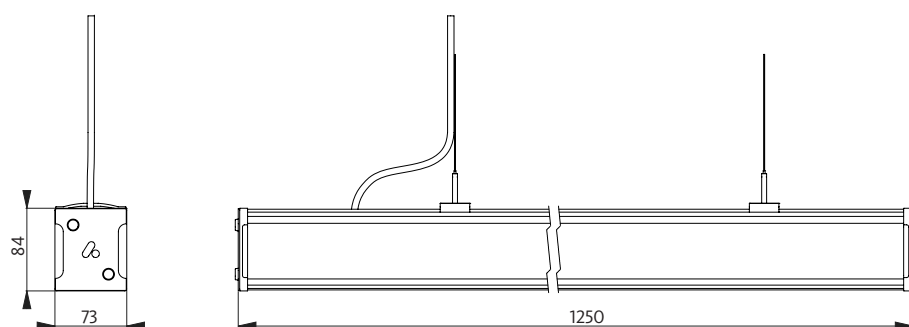
	TYPE	SYSTEM POWER (W)	LUMINOUS FLUX (lm)	LUMINAIRE EFFICACY (lm/W)	WEIGHT (kg)	ARTICLE NO. NON-DIM	ARTICLE NO. DALI/SWITCHDIM	ARTICLE NO. PULLDIM
MODELS	Exzite with microprism diffuser							
	Exzite Prism 34W, 3000K	34	4027	118	5,6	208334800	208334820	208334860
	Exzite Prism 34W, 4000K	34	4148	122	5,6	208344900	208344920	208344960
	Exzite Prism 49W, 3000K	49	5637	115	5,6	208336800	208336820	208336860
	Exzite Prism 49W, 4000K	49	5806	118	5,6	208347000	208347020	208347060
	Exzite Prism 56W, 3000K	56	6591	118	5,6	208337900	208337920	208337960
	Exzite Prism 56W, 4000K	56	6789	121	5,6	208348200	208348220	208348260
	Exzite Prism TW 41W	41	4510	110	5,9	-	208395020	208395060

Sensor versions available on request for all products except for the tunable white versions.



MODELS	TYPE	SYSTEM POWER (W)	LUMINOUS FLUX (lm)	LUMINAIRE EFFICACY (lm/W)	WEIGHT (kg)	ARTICLE NO. NON-DIMMABLE	ARTICLE NO. DALI/SWITCHDIM	ARTICLE NO. PULLDIM	
	Exzite with double parabolic aluminium louvre								
	Exzite Alu 34W, 3000K	34	3758	111	5,6	208234800	208234820	208234860	
	Exzite Alu 34W, 4000K	34	3874	114	5,6	208244900	208244920	208244960	
	Exzite Alu 49W, 3000K	49	5260	107	5,6	208236800	208236820	208236860	
	Exzite Alu 49W, 4000K	49	5423	111	5,6	208247000	208247020	208247060	
	Exzite Alu 56W, 3000K	56	6151	110	5,6	208237900	208237920	208237960	
	Exzite Alu 56W, 4000K	56	6341	113	5,6	208248200	208248220	208248260	
Exzite Alu TW 41W	41	4210	103	5,9	-	208295020	208295060		

Sensor versions available on request for all products except for the tunable white versions.




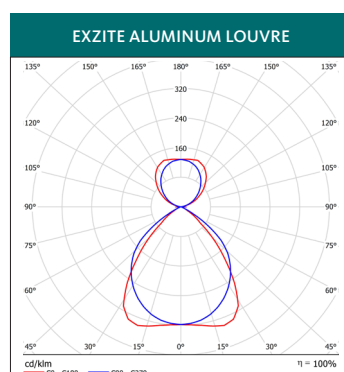
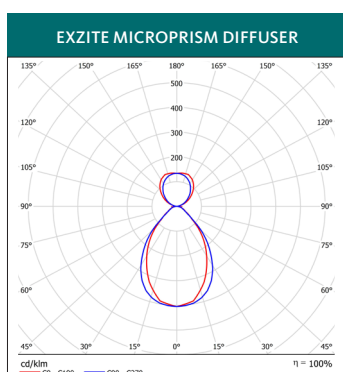
APPLICATIONS: Offices, public areas, conference rooms and receptions.

MATERIAL: Housing made of extruded aluminium for good heat dissipation. Microprism acrylic diffuser or a double parabolic aluminium louvre in efficient MIRO 5 for the direct light. A line prismatic acrylic diffuser for the indirect light.

INSTALLATION AND CONNECTION:

Pendant installation. On/off and pull-dim versions are delivered with 2 m white cable with earthed plug. DALI /SwitchDim and Split versions are supplied with 2 m 5 pole cable. All versions are delivered with 1 m suspension wires that can be moved along the luminaire for easier installation. Tunable white (TW) can be controlled via standard DALI DT8 control systems.

TECHNICAL DATA: LED, 3000K, 4000 K or tunable white from 2 700-6 500 K. Non-dimmable or DALI dimmable LED driver. Expected driver lifetime: 100 000 h. 220-240V 50-60 Hz, IP20. CRI >80. SDCM3 (TW, SDCM4). Lifetime >60 000hours (L70B10). Ambient temperature: -25°C – +25°C. CE.

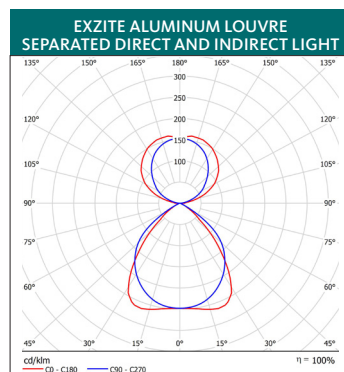
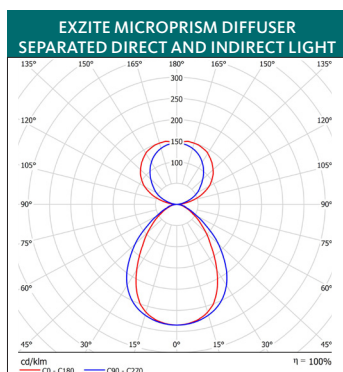


MODELS	TYPE	SYSTEM POWER (W)	LUMINOUS FLUX (lm)	LUMINAIRE EFFICACY (lm/W)	WEIGHT (kg)	ARTICLE NO. ON/OFF	ARTICLE NO. DALI	
	Exzite with microprism diffuser – separated direct and indirect light							
	Exzite Split Prism 36W, 3000K	36	4100	114	5,6	208335409	208335429	
	Exzite Split Prism 36W, 4000K	36	4310	120	5,6	208345709	208345729	
	Exzite Split Prism 46W, 3000K	46	5350	116	5,6	208337109	208337129	
	Exzite Split Prism 46W, 4000K	46	5590	121	5,6	208347409	208347429	
	Exzite Split Prism 56W, 3000K	56	6490	116	5,6	208338609	208338629	
Exzite Split Prism 56W, 4000K	56	6800	121	5,6	208349009	208349029		

EXZITE SPLIT

In some applications you might want to control the direct and indirect light separately. Chose either on/off or DALI version. On request, the Exzite Split versions can be delivered with double pull-dim or pull-switch controls, or wired for switchDim.

MODELS	TYPE	SYSTEM POWER (W)	LUMINOUS FLUX (lm)	LUMINAIRE EFFICACY (lm/W)	WEIGHT (kg)	ARTICLE NO. ON/OFF	ARTICLE NO. DALI	
	Exzite with double parabolic aluminium louvre – separated direct and indirect light							
	Exzite Split Alu 36W, 3000K	36	3860	107	5,6	208235409	208235429	
	Exzite Split Alu 36W, 4000K	36	4060	113	5,6	208245709	208245729	
	Exzite Split Alu 46W, 3000K	46	5030	109	5,6	208237109	208237129	
	Exzite Split Alu 46W, 4000K	46	5260	114	5,6	208247409	208247429	
	Exzite Split Alu 56W, 3000K	56	6110	109	5,6	208238609	208238629	
Exzite Split Alu 56W, 4000K	56	6400	114	5,6	208249009	208249029		



Number of luminaires per MCB		
MCB	C10A	C16A
Exzite	16	26
Exzite DALI	21	35
Exzite TW	16	26
Exzite Split	8	13
Exzite Split DALI	10	18

All specifications are subject to change. For the latest version of this product leaflet, please visit www.auralight.com/products.

2018-09-04